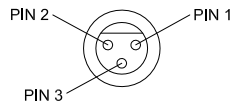


Revision Notes.				
R1 -				
APA: -	Drawn:-	Checked:-	Approved:-	Date: -

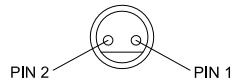
VIEW A



3 PIN MALE MATING FACE

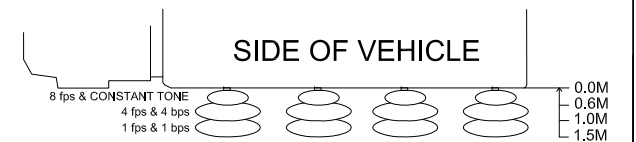
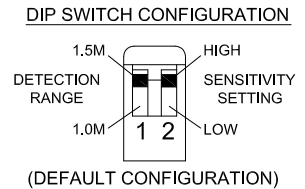
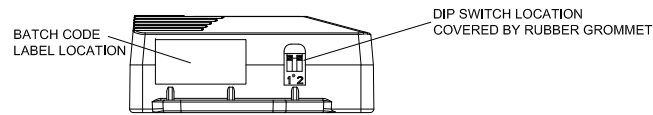
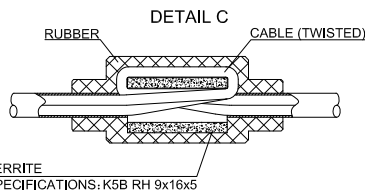
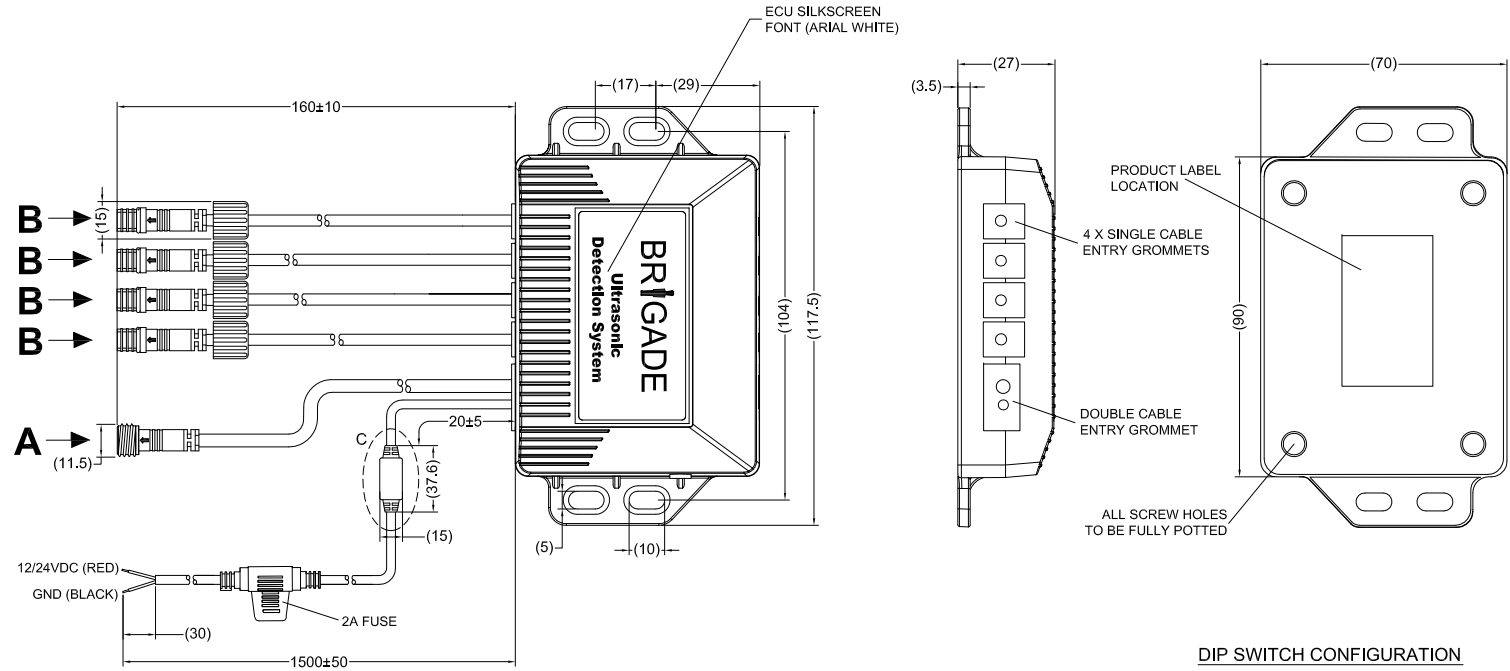
PIN #	WIRE COLOUR	DESCRIPTION
1	BLACK	GND
2	RED	BUZZER POWER
3	WHITE	BUZZER SIGNAL

VIEW B



2 PIN FEMALE MATING FACE

PIN #	WIRE COLOUR	DESCRIPTION
1	BLACK	GND
2	RED	SENSOR SIGNAL



NOTES:

- SOFTWARE VERSION: side11hex.
- ECU HOUSING IS ABS PLASTIC.
- ECU FINISH IS TEXTURED BLACK PLASTIC, SILKSCREEN MUST BE WHITE.
- FOR PACKAGING & LABELING DETAIL REFER TO THE LATEST REVISION OF THE MASTER BOM.
- ON START UP THE ECU WILL BEEP ONCE FOR ONE FAULTY SENSOR, TWICE FOR TWO FAULTY SENSORS ETC.
- THE DIP SWITCH SETTING APERTURE MUST BE PROTECTED BY A GROMMET WITH TOP SECTION FREED TO GAIN ACCESS.
- ALL AUDIBLE WARNINGS ARE MEASURED IN BEEPS PER SECOND (bps).
- ALL VISUAL WARNINGS ARE RED AND ARE MEASURED IN FLASHES PER SECOND (fps).

PROPRIETARY NOTICE

THIS DESIGN AND TECHNICAL INFORMATION APPEARING ON THIS DRAWING IS THE PROPERTY OF BRIGADE ELECTRONICS, AND IS DISCLOSED IN CONFIDENCE. IT IS NOT TO BE COPIED, REPRODUCED, REVEALED TO OR EXPROPRIATED BY OTHERS, EITHER IN WHOLE OR IN PART WITHOUT THE EXPRESS WRITTEN CONSENT OF BRIGADE ELECTRONICS.

BRIGADE®

Assembly Pl Approval ALLEN YAO (24/01/17)	Approved by R.PENTLEY	Checked by B.CHILDS	Drawn by M.BUTLER
Angle of Projection	Units mm	Scale N/A	Released 25/01/17
Third Angle	Status RELEASED	Assembly Ref SS-4100W-ECU	
	Part No 5258	BE-003566-00-17	